

Important Notes:

This technical bulletin only applies to RPK4-FD2101 kits that have harness with label FD2A-RS-HAR included.

Issue:

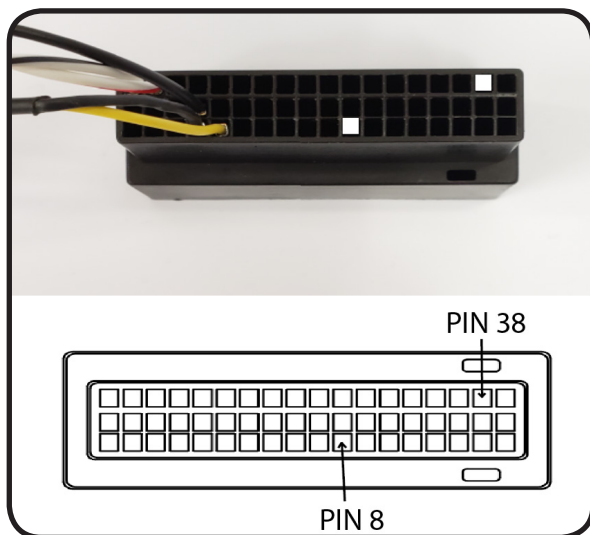
Factory USB port is no longer powered or functional upon removing the factory radio.

Solution:

By using the crimped wires included, insert pins into two of the receptacles in the 54-pin connector (pins 8 & 38) that are used to supply +12V and Ground to the factory USB port, thus making it functional once again.


STEP 1

IDENTIFY THE RECEPTACLES YOU WILL BE ADDING PINS INTO ON THE 54-PIN CONNECTOR.




STEP 3

ENSURE PINS ARE SEATED FIRMLY INTO POSITION. PINS WILL “CLICK” INTO THE RECEPTACLE.



STEP 2

INSERT PINS INTO RECEPTACLES 8 AND 38 WITH LOCKING TABS FACING EDGE OF CONNECTOR.



STEP 4

CONNECT LOOSE WIRE ENDS TO ACCESSORY 12V+ AND GROUND AT AFTERMARKET RADIO HARNESS.

